

The Annual Quality Assurance Report (AQAR) of the IQAC

Part – A

I. Details of the Institution

1.1 Name of the Institution

Shri Shivaji College of Education,
Amravati

1.2 Address Line 1

Shivaji Nagar, Amravati

Address Line 2

City/Town

Amravati

State

Maharashtra

Pin Code

444603

Institution e-mail address

Shivaji.bedbped@rediffmail.com

Contact Nos.

0721-2662142

Name of the Head of the Institution:

Dr. Vanita N. Kale

Tel. No. with STD Code:

0721-2662142

Mobile:

9423125218

Name of the IQAC Co-ordinator:

Dr. Amit E. Gawande

Mobile:

9422943298

IQAC e-mail address:

shivaji.bedbped@rediffmail.com

aegawande@gmail.com

1.3 NAAC Track ID

MHCOTE 12165

1.4 NAAC Executive Committee No. & Date:

EC/(SC)/04/RAR/35 dated 10-12-2014

1.5 Website address:

www.shivajibedbped.org

Web-link of the AQAR:

http://www.shivajibedbped.org/pdf/AQAR_2016-2017.pdf

1.6 Accreditation Details

Sl. No.	Cycle	Grade	CGPA	Year of Accreditation	Validity Period
1	1 st Cycle	B++	84.75	Feb.28,2005	5 Yrs.
2	2 nd Cycle	A	3.53	Dec. 10, 2014	5 Yrs
3	3 rd Cycle				
4	4 th Cycle				

1.7 Date of Establishment of IQAC :

19.06.2005

1.8 AQAR for the year

2016-2017

1.9 Details of the previous year's AQAR submitted to NAAC after the latest Assessment and Accreditation by NAAC

1. AQAR 2013-2014 Submitted to NAAC on 26-07-2014
2. AQAR 2014-2015 Submitted to NAAC on 03-11-2015
3. AQAR 2015-2016 Submitted to NAAC on 26-08-2016

1.9 Institutional Status

University State Central Deemed Private

Affiliated College Yes No

Constituent College Yes No

Autonomous college of UGC Yes No

Regulatory Agency approved Institution Yes No

(eg. AICTE, BCI, MCI, PCI, NCI)

Type of Institution Co-education Men Women

 Urban Rural Tribal

Financial Status Grant-in-aid UGC 2(f) UGC 12B

 Grant-in-aid + Self Financing Totally Self-financing

1.11 Type of Faculty/Programme

Arts Science Commerce Law PEI (Phys Edu)

TEI (Edu) Engineering Health Science Management

Others (Specify)

1.12 Name of the Affiliating University:

Sant Gadge Baba Amravati
University, Amravati

1.13 Special status conferred by Central/ State Government-- UGC/CSIR/DST/DBT/ICMR etc

Autonomy by State/Central Govt. / University	<input type="text" value="-"/>		
University with Potential for Excellence	<input type="text" value="-"/>	UGC-CPE	<input type="text" value="-"/>
DST Star Scheme	<input type="text" value="-"/>	UGC-CE	<input type="text" value="-"/>
UGC-Special Assistance Programme	<input type="text" value="-"/>	DST-FIST	<input type="text" value="-"/>
UGC-Innovative PG programmes	<input type="text" value="-"/>	Any other (<i>Specify</i>)	<input type="text" value="CTE"/>
UGC-COP Programmes	<input type="text" value="-"/>		

2. IQAC Composition and Activities

2.1 No. of Teachers	<input type="text" value="07"/>		
2.2 No. of Administrative/Technical staff	<input type="text" value="01"/>		
2.3 No. of students	<input type="text" value="02"/>		
2.4 No. of Management representatives	<input type="text" value="01"/>		
2.5 No. of Alumni	<input type="text" value="02"/>		
2. 6 No. of any other stakeholder and Community representatives	<input type="text" value="--"/>		
2.7 No. of Employers/ Industrialists	<input type="text" value="01"/>		
2.8 No. of other External Experts	<input type="text" value="02"/>		
2.9 Total No. of members	<input type="text" value="16"/>		
2.10 No. of IQAC meetings held	<input type="text" value="01"/>		
2.11 No. of meetings with various stakeholders: No.	<input type="text" value="07"/>	Faculty	<input type="text" value="06"/>

Non-Teaching Staff Students Alumni Others

2.12 Has IQAC received any funding from UGC during the year? Yes No

If yes, mention the amount

2.13 Seminars and Conferences (only quality related)

(i) No. of Seminars/Conferences/ Workshops/Symposia organized by the IQAC

Total Nos. International National State Regional Level

(ii) Themes

- “Shabad” Second International Marathi Sahitya sammelan (Symposia) Dubai.
- One day workshop for English medium school teachers.

2.14 Significant Activities and contributions made by IQAC

- Organised various workshops on drama and art in education, ICT and Teaching Aids etc

2.15 Plan of Action by IQAC/Outcome

The plan of action chalked out by the IQAC in the beginning of the year towards quality enhancement and the outcome achieved by the end of the year *

Plan of Action	Achievements
1. Academic Activities according to academic calendar	All activities organised and completed accordingly
2. Minimum two research Publications as author or co-author	100% Target Achieved Submitted
3. Proposal for Major and Minor research Project	One minor project sanctioned
4. Programmes on Personality Development, Communication Skill & reading and writing for Pupil teachers	100% Target Achieved

* Academic Calendar of the year 2016-2017 is attached in Annexure-I

2.16 Whether the AQAR was placed in statutory body Yes No
Management Syndicate Any other body

Provide the details of the action taken

The College development Committee approves the AQAR for the year 2015-2016

Part – B

Criterion – I

I. Curricular Aspects

1.1 Details about Academic Programmes

Level of the Programme	Number of existing Programmes	Number of programmes added during the year	Number of self-financing programmes	Number of value added / Career Oriented programmes
PhD	Nil	Nil	Nil	Nil
PG	Nil	-	01	Nil
UG	01	Nil	Nil	Nil
PG Diploma	Nil	-	Nil	-
Advanced Diploma	Nil	Nil	-	-
Diploma	Nil	Nil	Nil	Nil
Certificate	Nil	Nil	Nil	Nil
Others	04	-	03	Nil
Total	05	Nil	04	Nil
Interdisciplinary	-	-	-	-
Innovative	-	-	-	-

1.2 (i) Flexibility of the Curriculum: CBCS/Core/Elective option / Open options (Methods/ School Subject) ✓ ✓ ✓

(ii) Pattern of programmes:

Pattern	Number of programmes
Semester	01
Trimester	-
Annual	04

1.3 Feedback from stakeholders* Alumni Parents Employers Students
(On all aspects)

Mode of feedback : Online Manual Co-operating schools (for PEI)

* Analysis of the feedback of Alumni and Students are attached in the Annexure -II & III

1.4 Whether there is any revision/update of regulation or syllabi, if yes, mention their salient aspects.

Nil

1.5 Any new Department/Centre introduced during the year. If yes, give details.

Nil

Criterion – II

2. Teaching, Learning and Evaluation

2.1 Total No. of permanent faculty

Total	Asst. Professors	Associate Professors	Professors	Others
8	03	02	01	02

2.2 No. of permanent faculty with Ph.D.

08

2.3 No. of Faculty Positions Recruited (R) and Vacant (V) during the year

Asst. Professors		Associate Professors		Professors		Others		Total	
R	V	R	V	R	V	R	V	R	V
03	02	02	-	01	-	02	-	08	02

2.4 No. of Guest and Visiting faculty and Temporary faculty

Nil Nil Nil

2.5 Faculty participation in conferences and symposia:

No. of Faculty	International level	National level	State level
Attended	07	08	04
Presented papers	07	08	04
Resource Persons	02	-	-

2.6 Innovative processes adopted by the institution in Teaching and Learning:

Group discussion, Seminar presentation, Co-operative Learning

2.7 Total No. of actual teaching days during this academic year

212

2.8 Examination/ Evaluation Reforms initiated by the Institution (for example: Open Book Examination, Bar Coding, Double Valuation, Photocopy, Online Multiple Choice Questions)

2.9 No. of faculty members involved in curriculum restructuring/revision/syllabus development as member of Board of Study/Faculty/Curriculum Development workshop

01 -- --

2.10 Average percentage of attendance of students

80%

2.11 Course/Programme wise
distribution of pass percentage :

Title of the Programme	Total no. of students appeared	Division				
		Distinction %	I %	II %	III %	Pass %
B.Ed. Sem I	36	83.33	83.33	5.55	-	88.88
B.Ed. Sem II	36	55.55	55.55	25.00	-	80.55
B.Ed. Sem III	46	89.13	89.13	2.17	-	91.30
B.Ed. Sem IV	45	93.33	93.33	4.44	-	97.77

2.12 How does IQAC Contribute/Monitor/Evaluate the Teaching & Learning processes:

- IQAC Contribute in:
- Annual academic planning.
- Intra institutional workshop.
- Activity monitoring through report submission.

2.13 Initiatives undertaken towards faculty development

<i>Faculty / Staff Development Programmes</i>	<i>Number of faculty benefitted</i>
Refresher courses	-
UGC – Faculty Improvement Programme	-
HRD programmes	-
Orientation programmes	-
Faculty exchange programme	-
Staff training conducted by the university	-
Staff training conducted by other institutions	-
Summer / Winter schools, Workshops, etc.	-
Others	NIL

2.14 Details of Administrative and Technical staff

Category	Number of Permanent Employees	Number of Vacant Positions	Number of permanent positions filled during the Year	Number of positions filled temporarily
Administrative Staff	02	01	Nil	Nil
Technical Staff	-	-	Nil	Nil

Criterion – III

3. Research, Consultancy and Extension

3.1 Initiatives of the IQAC in Sensitizing/Promoting Research Climate in the institution

- Through various activities conducted by research Cell.
- Guidance related to research work to various research scholars.
- Various research activities are conducted for the student- teacher.

3.2 Details regarding major projects

	Completed	Ongoing	Sanctioned	Submitted
Number	-	-	-	-
Outlay in Rs. Lakhs	-	-	-	-

3.3 Details regarding minor projects

	Completed	Ongoing	Sanctioned	Submitted
Number	-	-	01	-
Outlay in Rs. Lakhs	-	-	2 lakh	-

3.4 Details on research publications

	International	National	Others
Peer Review Journals	01	-	-
Non-Peer Review Journals	-	-	-
e-Journals	02	-	-
Conference proceedings	05	05	-

3.5 Details on Impact factor of publications:

Range Average h-index Nos. in SCOPUS

3.6 Research funds sanctioned and received from various funding agencies, industry and other organisations

Nature of the Project	Duration Year	Name of the funding Agency	Total grant sanctioned	Received
Major projects	-	-	-	-
Minor Projects	-	-	-	-
Interdisciplinary Projects	-	-	-	-
Industry sponsored	-	-	-	-
Projects sponsored by the University/ College	-	-	-	-
Students research projects <i>(other than compulsory by the University)</i>	-	-	-	-
Any other(Specify)	-	-	-	-
Total	-	-	-	-

3.7 No. of books published i) With ISBN No. Chapters in Edited Books

ii) Without ISBN No.

3.8 No. of University Departments receiving funds from

UGC-SAP

CAS

DST-FIST

DPE

DBT Scheme/funds

3.9 For colleges

Autonomy

CPE

DBT Star Scheme

INSPIRE

CE

Any Other (specify)

3.10 Revenue generated through consultancy

3.11 No. of conferences

organized by the Institution

Level	International	National	State	University	College
Number	01	-	-	-	-
Sponsoring agencies	-	-	-	-	-

3.12 No. of faculty served as experts, chairpersons or resource persons

3.13 No. of collaborations

International

National

Any other

3.14 No. of linkages created during this year

3.15 Total budget for research for current year in lakhs :

From Funding agency

From Management of University/College

Total

3.16 No. of patents received this year

Type of Patent		Number
National	Applied	-
	Granted	-
International	Applied	-
	Granted	-
Commercialised	Applied	-
	Granted	-

3.17 No. of research awards/ recognitions received by faculty and research fellows
Of the institute in the year

Total	International	National	State	University	Dist	College
--	--	-	-	-	-	-

3.18 No. of faculty from the Institution
who are Ph. D. Guides

05

and students registered under them

3.19 No. of Ph.D. awarded by faculty from the Institution

3.20 No. of Research scholars receiving the Fellowships (Newly enrolled + existing ones)

JRF SRF Project Fellows Any other

3.21 No. of students Participated in NSS events: University level State level
National level International level

3.22 No. of students participated in NCC events: University level State level
National level International level

3.23 No. of Awards won in NSS: University level State level
National level International level

3.24 No. of Awards won in NCC: University level State level
National level International level

3.25 No. of Extension activities organized

University forum College forum
NCC NSS Any other

3.26 Major Activities during the year in the sphere of extension activities and Institutional Social Responsibility

- Adoption of girl child for school Education
- Workshop on Disaster Management
- Workshop on Value Education
- Health awareness programme
- Orientation programme for English Medium School Teacher

Criterion – IV

4. Infrastructure and Learning Resources

4.1 Details of increase in infrastructure facilities:

Facilities	Existing	Newly created	Source of Fund	Total
Campus area	4090.7 Sqm	-	-	4090.7 Sqm
Class rooms	06	-	-	06
Laboratories (Resource Centre)	06	-	-	06
Seminar Halls	01	-	-	01
No. of important equipments purchased (\geq 1-0 lakh) during the current year.	37	02	-	39
Value of the equipment purchased during the year (Rs. in Lakhs)	915888	11800	-	927688
Others	-	-	-	-

4.2 Computerization of administration and library

- Computerization of Library with E-Granthalaya software is already done.
- MIS in administrative office

4.3 Library services:

	Existing		Newly added		Total	
	No.	Value	No.	Value	No.	Value
Text Books	14305	468638	28	3100	14333	471738
Reference Books	1010	401220	2	1000	1012	402220
e-Books	97000	5000	38000	-	135000	5750
e-Journals	6000		-		6000	
Journals	15	20000	1	5000	16	25000
Digital Database	01	-	-	-	01	e-Granthalaya
CD & Video	100	1,000	-	-	-	1,000
Others (Magazines)	24	1,000	-	-	24	1,000
Others(Newspapers)	10	9333	-	-	10	8420

4.4 Technology up gradation (overall)

	Total Computers	Computer Labs	Internet	Browsing Centres	Computer Centres	Office	Depart-ments	Others
Existing	30	09	08	02	-	04	06	01
Added	-	-	-	-	-	-	-	-
Total	30	09	08	02	-	04	06	01

4.5 Computer, Internet access, training to teachers and students and any other programme for technology upgradation (Networking, e-Governance etc.)

4.6 Amount spent on maintenance in lakhs :

i) ICT	4880
ii) Campus Infrastructure and facilities	Nil
iii) Equipments	500
iv) Others	81200
Total :	86580

Criterion – V

5. Student Support and Progression

5.1 Contribution of IQAC in enhancing awareness about Student Support Services

- IQAC organised an introductory seminar at the commencement of the session to aware student about various services available with the institution. IQAC; also review the support services activities at the end of every month.
- Felicitation of meritorious students in academic and sports activity.
- Facility of providing free of cost Play Fields and Swimming Pool, Health centre, Yoga Centre with minimum fee charged for the students of Institution.
- Facility of separate hostel for male and female student within the campus with minimum fee structure.

- Safe and environmental conducive campus
- Nirantar Paritoshik Yojana for motivate the students.

Services:-

- * Book Bank
- * Swimming Pool, Health Centre, Yoga Centre Services.
- * Accommodation service to the visiting parents.
- * Accommodation for resource person within the campus.
- * Grievance Committee, Placement Committee, Career Counselling Cell and Research Cell
- * Reprographic Services.

5.2 Efforts made by the institution for tracking the progression

- * Assignment, Weekly test, Midterm test and open book test.
- * Manual and oral feedback to students during practice teaching and internship.
- * Discussion with students.

5.3 (a) Total Number of students

UG	PG	Ph. D.	Others
84	-	-	-

(b) No. of students outside the state

-

(c) No. of international students

Nil

Men	No	%	Women	No	%
	16	19.05		68	80.95

Last Year (2015-16)						This Year (2016-17)					
General	SC	ST	OBC	Physically Challenged	Total	General	SC	ST	OBC	Physically Challenged	Total
11	09	03	25	Nil	48	16	17	03	48		84

Demand ratio - Nil

Dropout % - Nil

5.4 Details of student support mechanism for coaching for competitive examinations (If any)

Nil

No. of students beneficiaries

5.5 No. of students qualified in these examinations

NET SET/SLET GATE CAT
 IAS/IPS etc State PSC UPSC Others

5.6 Details of student counselling and career guidance

- Organised Seminar and visited organisation for student placement purpose

No. of students benefitted

5.7 Details of campus placement

<i>On campus</i>			<i>Off Campus</i>
Number of Organizations Visited	Number of Students Participated	Number of Students Placed	Number of Students Placed
Nil	Nil	Nil	Nil

5.8 Details of gender sensitization programmes

1) Workshop on value Education.

5.9 Students Activities

5.9.1 No. of students participated in Sports, Games and other events

State/ University level National level International level

No. of students participated in cultural events

State/ University level National level International level

5.9.2 No. of medals /awards won by students in Sports, Games and other events

Sports : State/ University level National level International level

Cultural: State/ University level National level International level

5.10 Scholarships and Financial Support

	Number of students	Amount
Financial support from institution	-	-
Financial support from government	32	517280
Financial support from other sources	-	-
Number of students who received International/ National recognitions	-	-

5.11 Student organised / initiatives

Fairs : State/ University level National level International level

Exhibition: State/ University level National level International level

5.12 No. of social initiatives undertaken by the students

5.13 Major grievances of students (if any) redressed: Nil

Criterion – VI

6. Governance, Leadership and Management

6.1 State the Vision and Mission of the institution

Vision of the College:-

To provide Healthy Environment for all round development of pupils and impart qualitative & valuable service in the field of teacher education to provide well trained and responsible teachers to the society in the field of education.

Mission of our college:-

- 1) To impart qualitative and valuable service in the field of teacher education to the students.
- 2) To inculcate discipline in terms of regularity, sincerity and punctuality among students.
- 3) To provide atmosphere for the all round development of the students.
- 4) To develop civic sense among students.

- 5) To inculcate values among students.
- 6) To develop aesthetic sense among students.
- 7) To provide responsible teachers to the society.
- 8) To attain community and social development through infrastructural facilities of institution.
- 9) To provide facilities in research work to the research scholars in the field of education.
- 10) To develop school–institution-community networking.
- 11) To turn out physically sound and mentally alert teachers.
- 12) To create sportive atmosphere among the college and society.
- 13) To provide healthy atmosphere for the society.
- 14) To encourage youths in development of all round personality through education.
- 15) To realize the dream of late Dr. Panjabrao Alias Bhausaheb Deshmukh of creating socially useful, mentally alert and physically sound youths for the society.

6.2 Does the Institution has a management Information System

Yes,

Campus ERP for Finance

Online Admissions of students through MKCL

MS-Office for students record.

E-Granthalaya for library.

6.3 Quality improvement strategies adopted by the institution for each of the following:

6.3.1 Curriculum Development

One of faculty is member of BOS Sant Gadge Baba Amravati University, Amravati in this way the institution is taking part in curriculum development

6.3.2 Teaching and Learning

Learner centred approaches adopted by the institution

Quality improvement strategies adopted by institution such as models of teaching, content cum methodology.

6.3.3 Examination and Evaluation

Examination strategies such as open book examination, surprise test, Evaluation strategies such as grading system.

6.3.4 Research and Development

Action Research related to school subject.

Faculties are motivated by institution for publication in various journals and participations in conferences.

Facility of research cell for research scholar.

6.3.5 Library, ICT and physical infrastructure / instrumentation

* N-list subscription for library.

* Students orientation programme for elegant use of library.

* Internet service for user library.

6.3.6 Human Resource Management

Nil

6.3.7 Faculty and Staff recruitment

Nil

6.3.8 Industry Interaction / Collaboration

Nil

6.3.9 Admission of Students

Students are admitted by central admission committee.

6.4 Welfare schemes for

Teaching	-
Non teaching	-
Students	Students Insurance Scheme Students Scholarship

6.5 Total corpus fund generated

Nil



6.6 Whether annual financial audit has been done Yes No

6.7 Whether Academic and Administrative Audit (AAA) have been done?

Audit Type	External		Internal	
	Yes/No	Agency	Yes/No	Authority
Academic	No	-	Yes	Principal
Administrative	Yes	Parent Society (SAAC,LMC)	No	-

6.8 Does the University/ Autonomous College declare results within 30 days?

For UG Programmes Yes - No - Not Applicable

For PG Programmes Yes - No - Not Applicable

6.9 What efforts are made by the University/ Autonomous College for Examination Reforms?

Not Applicable

6.10 What efforts are made by the University to promote autonomy in the affiliated/constituent colleges?

Not Applicable

6.11 Activities and support from the Alumni Association

Guest Lecture

6.12 Activities and support from the Parent – Teacher Association

Nil

6.13 Development programmes for support staff

Nil

6.14 Initiatives taken by the institution to make the campus eco-friendly

- Tree Plantation
- Clean and Green campus

Criterion – VII

7. Innovations and Best Practices

7.1 Innovations introduced during this academic year which have created a positive impact on the functioning of the institution. Give details.

- Initiation of daily prayer with musical instrument.
- Meditation on every Saturday.

7.2 Provide the Action Taken Report (ATR) based on the plan of action decided upon at the beginning of the year

- All academic activities conducted as per schedule.
- Faculty published research papers as author or co-author
- Various programme organised in collaboration with stakeholders.

7.3 Give two Best Practices of the institution

- ICT Based seminar and simulated lesson

**Provide the details in annexure (annexure need to be numbered as i, ii,iii)*

7.4 Contribution to environmental awareness / protection

- Tree plantation activity

7.5 Whether environmental audit was conducted?

Yes

No

7.6 Any other relevant information the institution wishes to add. (For example SWOT Analysis)

- School going girl child adaptation scheme.
- Nirantar Paritoshik Yojana.

8. Plans of institution for next year

- Organisation of seminar/conference.
- Organisation of curriculum development workshop.

Name Dr. Amit E. Gawande

Name Dr. Vanita N. Kale

Signature of the Coordinator, IQAC

Signature of the Chairperson, IQAC

7.2 Provide the Action Taken Report (ATR) based on the plan of action decided upon at the beginning of the year

- All academic activities conducted as per schedule.
- Faculty published research papers as author or co-author
- Various programme organised in collaboration with stakeholders.

7.3 Give two Best Practices of the institution

- ICT Based seminar and simulated lesson

**Provide the details in annexure (annexure need to be numbered as i, ii,iii)*

7.4 Contribution to environmental awareness / protection

- Tree plantation activity

7.5 Whether environmental audit was conducted? Yes No

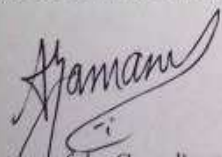
7.6 Any other relevant information the institution wishes to add. (For example SWOT Analysis)

- School going girl child adaptation scheme.
- Nirantar Paritoshik Yojana.

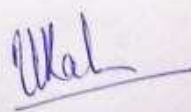
8. Plans of institution for next year

- Organisation of seminar/conference.
- Organisation of curriculum development workshop.

Name Dr. Amit E. Gawande


Signature of the Coordinator, IQAC

Name Dr. Vanita N. Kale



Signature of the Chairperson, IQAC

Annexure –I

Shri Shivaji College of Education ,Amravati Session 2016-2017 Academic Calender

Sr.No	Mon th	First Semester	Third Semester	Days	
		16.08.2016 to 09.01.2017	20.07.2016 to 30.11.2016	I st Sem	III rd Sem
1	July		20.07.2016 to 30.07.2016 Yoga Education & Action Research Project		10 Days
2	Aug & Sept	16.08.2016 to 07.09.2016 Admission Procedure	01.08.2016 to 30.09.2016 Internship	19 Days	50 days
		08.09.2016 to 30.09.2016 Introduction & Orientation about B.Ed Syllabus & other Activities, Academic Teaching Workshop & Group Work		22 Days	
		01.08.2016	Celebration of Birth Anniversary of Annabhau Sathe & Death Anniversary of Lokmanya Tilak		
		12.08.2016	Celebration of Dr.Rangnathan Jayanti		
		13.08.2016	Celebration of Death Anniversary of Ahilyabai Holkar		
		15.08.2016	Celebration of Independence Day		
		05.09.2016	Celebration of Teachers Day		
3	Oct	01.10.2016 to 22.10.2016 Guidance & Demonstration of lesson plan & Bridge lesson & Group Work, Academic Teaching, Unit Test, Assignment, Seminar	01.10.2016 to 22.10.2016 Academic Teaching , Assignment, Seminar, Yoga Education & Action Research Project , critical understanding of ICT	18 Days	18 Days
		02.10.2016	Celebration of Birth Anniversary of Mahatma Gandhi & Lal Bahadur Shastri		
		15.10.2016	Celebration of Birth anniversary of APJ Abdul Kalam		
4	Oct & Nov	23.10.2016 to 13.11.2016	Diwali Vacation	22 Days	22 Days
		24.10.2016 to 28.10.2016 Psychological Experiments		5 Days	
5	Nov	15.11.2016 to 30.11.2016 School Engagement	15.11.2016 to 30.11.2016 Academic Teaching ,critical understanding of ICT, unit test, Guidance about University Examination, Send Internal Marks to University	15 Days	15 Days
		28.11.2016	Celebration of Death anniversary of Mahatma Jyotiba Phule		

				Fourth Semester 01.12.2016 to 29.04.2017		IV th Sem
6	Dec & Jan & Feb	01.12.2016 to 22.12.2016	01.12.2016 to 31.12.2016	18 Days	25 Days	
		Academic Teaching, Unit Test, Assignment, Seminar	Performing Arts (Cultural Activities) & Project related to Community Experience			
		19.12.2016 to 22.12.2016	Dr.Panjabrao Deshmukh Birth anniversary & social gathering			
		23.12.2016 to 03.01.2017	02.01.2017 to 11.02.2017	10 Days	35 Days	
		Reading & Reflecting on text	Internship including Final Lessons			
		03.01.2017	Celebration of Birth anniversary of Savitribai Phule			
		04.01.2017 to 09.01.2017	13.02.2017 to 28.02.2017	05 Days	13 Days	
		Academic Teaching, Guidance about university Examination, Send Internal Marks to University	Academic Teaching, Environment Project			
		04.01.2017	Organisation of State Level Debate Competition			
		Second Semester 10.01.2017 to 29.04.2017		11 th Sem		
		10.01.2017 to 31.01.2017		18 Days		
		Academic Teaching				
		12.01.2017	Celebration of Birth anniversary of Rajmata Jijau & Swami Vivekanand			
		26.01.2017	Celebration of Republic Day			
		01.02.2017 to 05.02.2017		05 Days		
		Workshop on SUPW				
		06.02.2017 to 10.02.2017		05 Days		
		Workshop on Teaching aids				
		11.02.2017 to 20.02.2017		10 Days		
		Drama & Art in Education				
		21.02.2017 to 28.02.2017		07 Days		
		Academic Teaching				
7	March & April	01.03.2017 to 20.03.2017	01.03.2017 to 24.03.2017	20 Days	20 Days	
		27.03.2017 to 31.03.2017	Academic Teaching, Understanding of Self			
		Internship & School Engagement				
		09.3.2017	Workshop on Disaster Management			
		10.3.2017	Workshop on Value Education			
		21.03.2017 to 25.03.2017		05 Days		
		University Examination Semester I				
		01.04.2017 to 29.04.2017	25.03.2017 to 29.04.2017	23 Days	27 Days	
		Academic Teaching, Assignment, Seminar, Unit Test, Guidance about University Examination, Send internal Marks to University	Academic Teaching, Unit Test, Assignment, Seminar, Guidance about University Examination, Send Internal Marks to University			
8	May & June	01.05.2017 to 11.06.2017	Summer Vacation	42 Days	42 Days	


 Principal
 Shri Shivaji College of Education
 Amravati.

ANNEXURE-II

Shri Shivaji College of Education, Amravati

B.Ed session 2016-17 Feedback from Students on Teachers

Total 46 students of academic year 2016-17 were analyzed for the students feedback

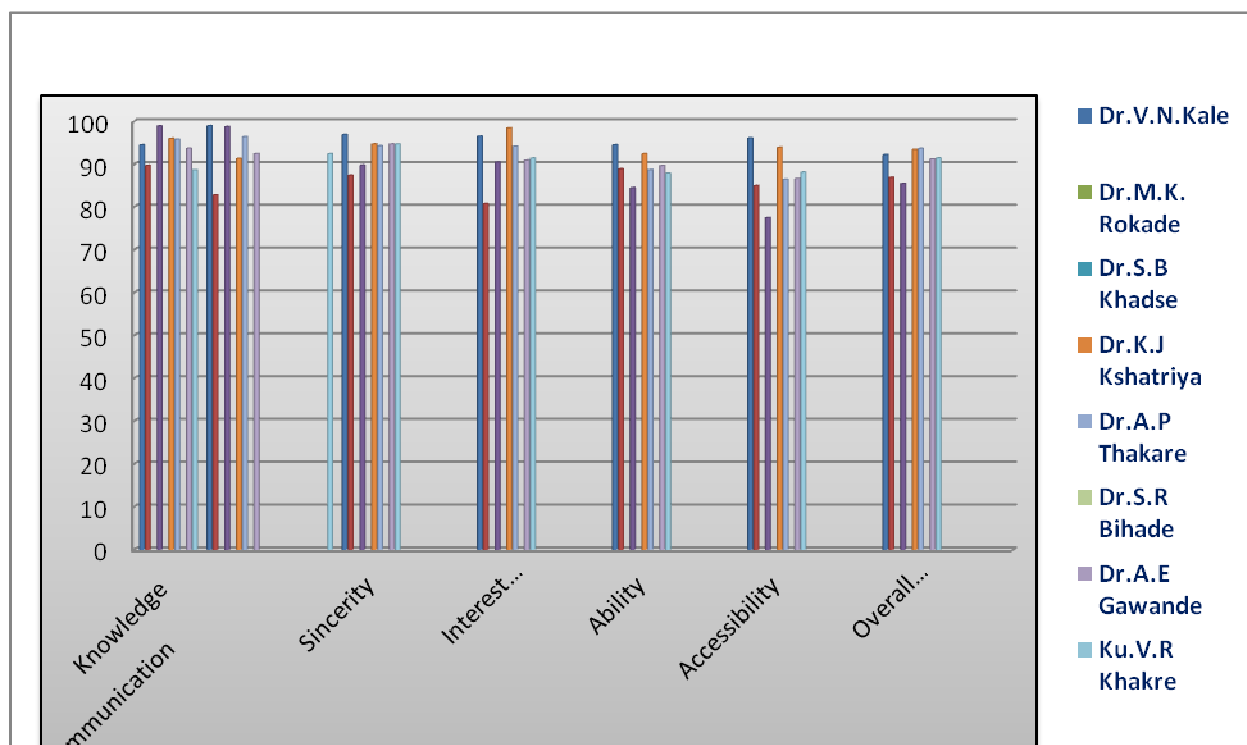
Feedback from Students on Teachers

Session 2016-2017 final score % wise

S.No	Dr.V.N. Kale	Dr.M.K. Rokade	Dr.S.B Khadse	Dr.K.J Kshatriya	Dr.A.P Thakare	Dr.S.R Bihade	Dr.A.E Gawande	Ku.V.R Khakre
Knowledge	94.48	89.69	98.9	95.98	95.77	93.18	93.68	88.63
Communication	98.96	82.80	98.73	91.32	96.37	92.67	92.42	92.42
Sincerity	96.93	87.39	89.76	94.69	94.25	91.67	94.69	94.69
Interest generation	96.49	80.77	90.47	98.43	94.15	92.45	90.9	91.41
Ability	94.49	88.87	84.46	92.43	88.66	91.46	89.64	87.87
Accessibility	96.07	84.98	77.47	93.91	86.46	87.36	86.61	88.13
Overall Performance	92.19	86.89	85.46	93.41	93.67	95.41	91.16	91.41

Graphical Feedback from Students on Teachers

B.Ed session 2016-17 Feedback from Students on Teachers



With respect to feedback from students on teachers the above graph shows that:

1) **Dr.V.N.Kale**

94.48% students responded that she has knowledge about teaching, learning and overall B.Ed curriculum, 98.96% responded that her communication is very good, 96.93% responded that she is sincere about her work, 96.49% responded that she generates interest among teaching and curriculum, 94.49% responded that she has tremendous ability about teaching and overall personality, 96.07% she easily accessible to students, 92.19% responded that her overall performance is excellent.

2) **Dr.M.K.Rokade**

89.69% students responded that she has knowledge about teaching, learning and overall B.Ed curriculum, 82.80% responded that her communication is very good, 87.39% responded that she is sincere about her work, 80.77% responded that she generates interest among teaching and curriculum, 88.87% responded that she has good ability about teaching and overall personality, 84.98% she easily accessible to students, 86.89% responded that her overall performance is good.

3) Dr.S.B.Khadse

98.09% students responded that he has knowledge about teaching, learning and overall B.Ed curriculum, 98.73% responded that his communication is very good, 89.76% responded that he is sincere about his work, 90.47% responded that he generates interest among teaching and curriculum, 84.46% responded that he has good ability about teaching and overall personality, 77.47% he is accessible to students, 85.46% responded that his overall performance is good.

4) Dr.K.J.Kshatriya

95.98% students responded that he has knowledge about teaching, learning and overall B.Ed curriculum, 91.32% responded that his communication is very good, 94.69% responded that he is sincere about his work, 98.43% responded that he generates interest among teaching and curriculum, 92.43% responded that he has good ability about teaching and overall personality, 93.91% he is accessible to students, 93.41% responded that his overall performance is good.

5) Dr.A.P.Thakare

95.77% students responded that she has knowledge about teaching, learning games and sports and B.Ed curriculum, 96.37% responded that her communication is very good, 94.25% responded that she is sincere about her work, 94.15% responded that she generates interest among teaching and curriculum, 88.66% responded that she has tremendous ability about teaching, games and sports and overall personality, 86.46% she easily accessible to students, 93.67% responded that her overall performance is excellent.

6) Dr.S.R.Bihade

93.18% students responded that she has knowledge about teaching, learning and overall B.Ed curriculum, 92.67% responded that her communication is very good, 91.67% responded that she is sincere about her work, 92.45% responded that she generates interest among teaching and curriculum, 91.46% responded that she has tremendous ability about teaching and overall personality, 87.36% she easily accessible to students, 95.41% responded that her overall performance is excellent.

7) Dr.A.E.Gawande

93.68% students responded that he has knowledge about teaching, learning and overall B.Ed curriculum, 92.42% responded that his communication is very good, 94.69% responded that he is sincere about his work, 90.09% responded that he generates interest among teaching and curriculum, 89.64% responded that he has good ability

about teaching and overall personality, **86.61%** he is accessible to students, **91.16%** responded that his overall performance is good

8) **Ku.V.R.Khakre**

88.63% students responded that she has knowledge about teaching, learning and overall B.Ed curriculum, **92.42%** responded that her communication is very good, **94.69%** responded that she is sincere about her work, **91.41%** responded that she generates interest among teaching and curriculum, **87.87%** responded that she has tremendous ability about teaching and overall personality, **88.13%** she easily accessible to students, **91.41%** responded that her overall performance is excellent.

Shri Shivaji College of Education, Amravati

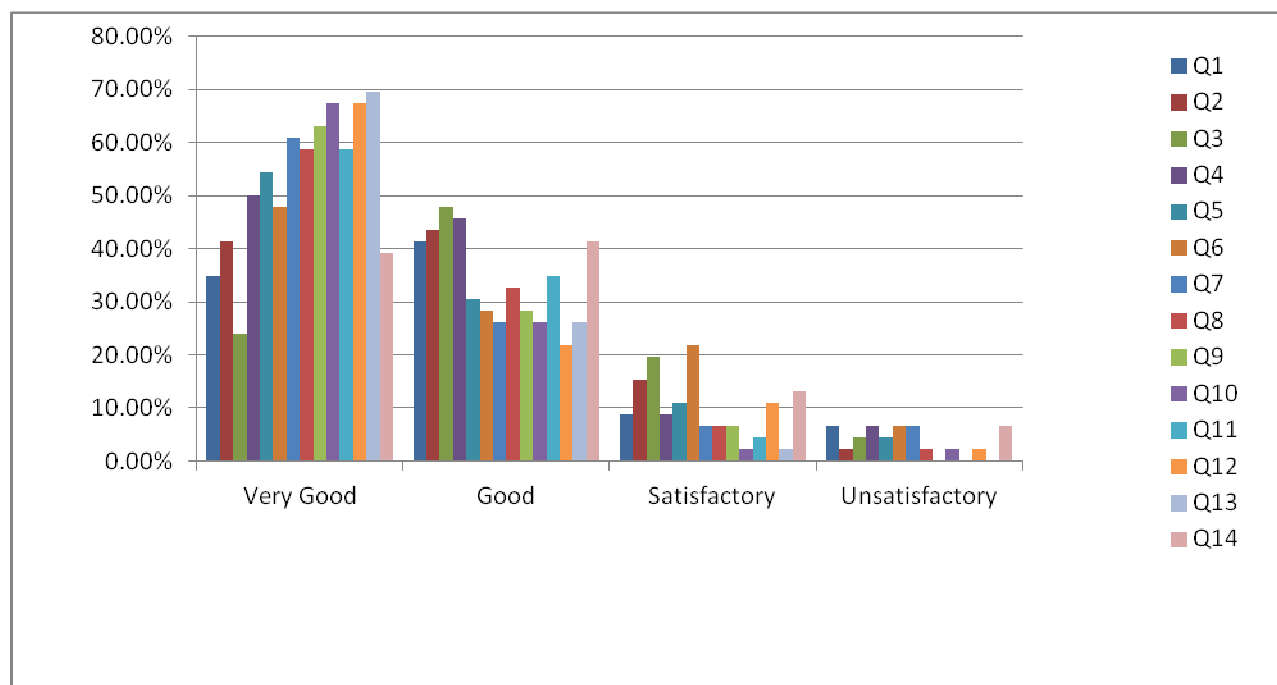
ANALYSIS OF FEEDBACK FROM STUDENTS ***ON OVERALL EVALUATION OF PROGRAMME AND TEACHING*** **(B.Ed. ACADEMIC YEAR 2016-17)**

Total 46 students of academic year 2016-17 were analyzed for the feedback from students

S.No	Very Good	Good	Satisfactory	Unsatisfactory
Q1	16 (34.78%)	19 (41.30%)	4(08.69%)	3 (6.52%)
Q2	19 (41.30%)	20(43.47%)	7 (15.21%)	1(2.17%)
Q3	11(23.91%)	22(47.82%)	9(19.56%)	2(4.34%)
Q4	23(50.00%)	21(45.65%)	4(08.69%)	3(6.52%)
Q5	25(54.34%)	14(30.43%)	5(10.86%)	2(4.34%)
Q6	22(47.82%)	13(28.26%)	10(21.73%)	3(6.52%)
Q7	28(60.86%)	12(26.08%)	3(6.52%)	3(6.52%)
Q8	27(58.69%)	15(32.60%)	3(6.52%)	1(2.17%)
Q9	29(63.04%)	13(28.26%)	3(6.52%)	0
Q10	31(67.39%)	12(26.08%)	1(2.17%)	1(2.17%)
Q11	27(58.69%)	16(34.78%)	2(4.34%)	0
Q12	31(67.39%)	10(21.73%)	5(10.86%)	1(2.17%)
Q13	32(69.56%)	12(26.09%)	1(2.17%)	0%
Q14	18(39.13%)	19(41.30%)	6(13.04%)	3(6.52%)

Graphical Feedback from Students on Teachers

B.Ed session 2016-17 Feedback from students

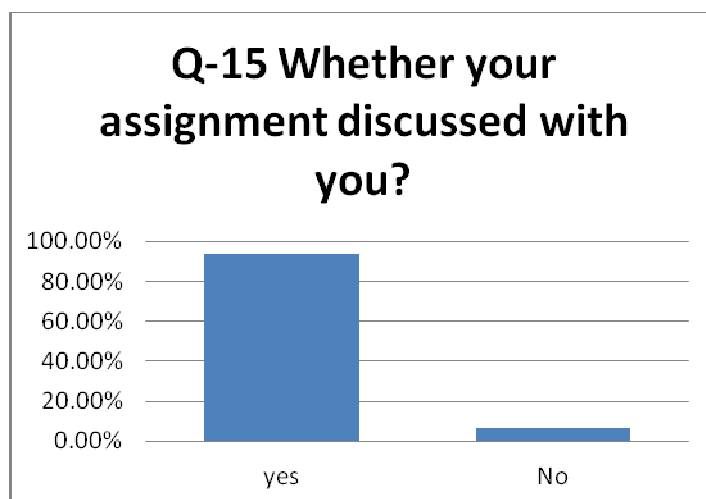


With respect to feedback from students on overall Evaluation of Programme and teaching

the above table and graph shows that ;

- 1) **34.78% students** responded that, the syllabus of the course content including project work is very good, **41.30%** students responded that good, where as **8.69%** students responded that Satisfactory.
- 2) **41.30% Students** responded that, Background for benefiting from the course is very good, **43.47%** students responded that good, where as **15.21%** students responded that Satisfactory .
- 3) **23.91% students** responded that always practice teaching and projects were covered, **47.82%** students responded that frequently good, where as **19.56%** students responded that occasionally
- 4) **50.00% students** responded that always whole syllabus covered during session **2016-17**, **45.56%** students responded that frequently, where as **8.69%** students responded that occasionally and **6.52%** student responded that it is rarely.
- 5) **54.34% students** responded that college library and facilities for the B.Ed course is very good, **30.43%** students responded that good, where as **10.86%** students responded that Satisfactory.

- 6) **47.82 %students** responded that they always get material from the prescribed readings very good, **28.26%** students responded that good, where as **21.73 %** students responded that Satisfactory.
- 7) **60.86%students** responded that teacher is always well prepared for the class, **26.08 %** students responded that frequently, where as **6.52 %** students responded that occasionally.
- 8) **58.69% students** responded that the teacher's ability to communicate the students is very good, **32.60% students** responded that good, where as **6.52% student** responded that Satisfactory.
- 9) **63.04 %students** responded that the teacher always encourages student's participation in class; **28.26% students** responded that frequently, where as **6.52% students** responded that occasionally teacher encourages.
- 10) **67.39 % students** responded that the teacher is very helpful and teacher always play role of adviser, **26.08 %students** responded that frequently, where as **2.17% student** responded that sometimes and **2.17%student** responded that rarely.
- 11) **58.69% students** responded that all teacher's approach is , **34.78% students** responded that good, where as **4.34% students** responded that Satisfactory and **0% students** responded that it is unsatisfactory.
- 12) **67.39% students** responded that college internal assessment system is very good, **21.73% students** responded that good, where as **10.86% students** responded that Satisfactory.
- 13) **69.56 % students** responded that the internal assessment is very helpful to increase the result and overall personality, **26.09%students** responded that good, where as **2.17% student** responded that Satisfactory and **0% student** responded that it is unsatisfactory
- 14) **39.13% students** responded that teachers always provide feedback on our overall performance, **41.30% students** responded that frequently provided where as **13.04 %student** responded that occasionally and **6.52%** responded that never provided.
- 15) **69.56%** students responded that **yes** teachers always discussed with students for the assignments and **6.05 %** students responded that **No**



16) Student comments and suggestions on the course -- 55% Students responded no comments and 45% students exchange thoughts regarding college ,college staff and research work is very good 2) teaching staff and non teaching staff is very cooperative, hard worker 3) some students opined that try to avoid unnecessary programme. 4) Overall Shri Shivaji college of Education, Amravati college staff, facilities is very excellent.