

The Annual Quality Assurance Report (AQAR) of the IQAC

Part – A

I. Details of the Institution

1.1 Name of the Institution

Shri Shivaji College of Education,
Amravati

1.2 Address Line 1

Shivaji Nagar, Amravati

Address Line 2

City/Town

Amravati

State

Maharashtra

Pin Code

444603

Institution e-mail address

Shivaji.bedbped@rediffmail.com

Contact Nos.

0721-2662142

Name of the Head of the Institution:

Dr. Vanita N. Kale

Tel. No. with STD Code:

0721-2662142

Mobile:

9423125218

Name of the IQAC Co-ordinator:

Dr. Amit E. Gawande

Mobile:

9422943298

IQAC e-mail address:

shivaji.bedbped@rediffmail.com

aegawande@gmail.com

1.3 NAAC Track ID

MHCOTE 12165

1.4 NAAC Executive Committee No. & Date:

EC/(SC)/04/RAR/35 dated 10-12-2014

1.5 Website address:

www.shivajibedbped.org

Web-link of the AQAR:

http://www.shivajibedbped.org/pdf/AQAR_2017-2018.pdf

1.6 Accreditation Details

Sl. No.	Cycle	Grade	CGPA	Year of Accreditation	Validity Period
1	1 st Cycle	B++	84.75	Feb.28,2005	5 Yrs.
2	2 nd Cycle	A	3.53	Dec. 10, 2014	5 Yrs
3	3 rd Cycle				
4	4 th Cycle				

1.7 Date of Establishment of IQAC :

19.06.2005

1.8 AQAR for the year

2017-2018

1.9 Details of the previous year's AQAR submitted to NAAC after the latest Assessment and Accreditation by NAAC

1. AQAR 2013-2014 Submitted to NAAC on 26-07-2014
2. AQAR 2014-2015 Submitted to NAAC on 03-11-2015
3. AQAR 2015-2016 Submitted to NAAC on 26-08-2016
4. AQAR 2016-2017 Submitted to NAAC on 23-04-2018

1.9 Institutional Status

University State Central Deemed Private

Affiliated College Yes No

Constituent College Yes No

Autonomous college of UGC Yes No

Regulatory Agency approved Institution Yes No

(eg. AICTE, BCI, MCI, PCI, NCI)

Type of Institution Co-education Men Women

Urban Rural Tribal

Financial Status Grant-in-aid UGC 2(f) UGC 12B

Grant-in-aid + Self Financing Totally Self-financing

1.11 Type of Faculty/Programme

Arts Science Commerce Law PEI (Phys Edu)

TEI (Edu) Engineering Health Science Management

Others (Specify)

1.12 Name of the Affiliating University:

Sant Gadge Baba Amravati
University, Amravati

1.13 Special status conferred by Central/ State Government-- UGC/CSIR/DST/DBT/ICMR etc

Autonomy by State/Central Govt. / University	<input type="text" value="-"/>		
University with Potential for Excellence	<input type="text" value="-"/>	UGC-CPE	<input type="text" value="-"/>
DST Star Scheme	<input type="text" value="-"/>	UGC-CE	<input type="text" value="-"/>
UGC-Special Assistance Programme	<input type="text" value="-"/>	DST-FIST	<input type="text" value="-"/>
UGC-Innovative PG programmes	<input type="text" value="-"/>	Any other (<i>Specify</i>)	<input type="text" value="CTE"/>
UGC-COP Programmes	<input type="text" value="-"/>		

2. IQAC Composition and Activities

2.1 No. of Teachers	<input type="text" value="07"/>
2.2 No. of Administrative/Technical staff	<input type="text" value="01"/>
2.3 No. of students	<input type="text" value="02"/>
2.4 No. of Management representatives	<input type="text" value="01"/>
2.5 No. of Alumni	<input type="text" value="02"/>
2. 6 No. of any other stakeholder and Community representatives	<input type="text" value="--"/>
2.7 No. of Employers/ Industrialists	<input type="text" value="01"/>
2.8 No. of other External Experts	<input type="text" value="02"/>
2.9 Total No. of members	<input type="text" value="16"/>
2.10 No. of IQAC meetings held	<input type="text" value="01"/>

2.11 No. of meetings with various stakeholders: No. Faculty
 Non-Teaching Staff Students Alumni Others

2.12 Has IQAC received any funding from UGC during the year? Yes No
 If yes, mention the amount

2.13 Seminars and Conferences (only quality related)

(i) No. of Seminars/Conferences/ Workshops/Symposia organized by the IQAC

Total Nos. International National State Regional Level

(ii) Themes

Global Perception of Education, Physical Education and Sports Science

2.14 Significant Activities and contributions made by IQAC

- Organised various workshops on drama and art in education, ICT and Teaching Aids etc

2.15 Plan of Action by IQAC/Outcome

The plan of action chalked out by the IQAC in the beginning of the year towards quality enhancement and the outcome achieved by the end of the year *

Plan of Action	Achievements
1. Academic Activities according to academic calendar	All activities organised and completed accordingly
2. Minimum one research Publications as author or co-author	100% Target Achieved Submitted
3. Proposal for Major and Minor research Project	One minor project submitted
4. Workshops for Students	100% Target Achieved

* Academic Calendar of the year 2017-2018 is attached in Annexure-I

2.16 Whether the AQAR was placed in statutory body Yes No

Management Syndicate Any other body

Provide the details of the action taken

The College development Committee approves the AQAR for the year 2017-2018

Part – B

Criterion – I

I. Curricular Aspects

1.1 Details about Academic Programmes

Level of the Programme	Number of existing Programmes	Number of programmes added during the year	Number of self-financing programmes	Number of value added / Career Oriented programmes
PhD	Nil	Nil	Nil	Nil
PG	Nil	-	01	Nil
UG	01	Nil	Nil	Nil
PG Diploma	Nil	-	Nil	-
Advanced Diploma	Nil	Nil	-	-
Diploma	Nil	Nil	Nil	Nil
Certificate	Nil	Nil	Nil	Nil
Others	04	-	03	Nil
Total	05	Nil	04	Nil
Interdisciplinary	-	-	-	-
Innovative	-	-	-	-

1.2 (i) Flexibility of the Curriculum: CBCS/Core/Elective option / Open options (Methods/ School Subject) ✓ ✓ ✓

(ii) Pattern of programmes:

Pattern	Number of programmes
Semester	01
Trimester	-
Annual	04

1.3 Feedback from stakeholders* Alumni Parents Employers Students
(On all aspects)

Mode of feedback : Online Manual Co-operating schools (for PEI)

* Analysis of the feedback of Alumni and Students are attached in the Annexure -II & III

1.4 Whether there is any revision/update of regulation or syllabi, if yes, mention their salient aspects.

Nil

1.5 Any new Department/Centre introduced during the year. If yes, give details.

Nil

Criterion – II

2. Teaching, Learning and Evaluation

2.1 Total No. of permanent faculty

Total	Asst. Professors	Associate Professors	Professors	Others
8	03	02	01	02

2.2 No. of permanent faculty with Ph.D.

08

2.3 No. of Faculty Positions Recruited (R) and Vacant (V) during the year

Asst. Professors		Associate Professors		Professors		Others		Total	
R	V	R	V	R	V	R	V	R	V
03	02	02	-	01	-	02	-	08	02

2.4 No. of Guest and Visiting faculty and Temporary faculty

Nil

Nil

Nil

2.5 Faculty participation in conferences and symposia:

No. of Faculty	International level	National level	State level
Attended	04	03	01
Presented papers	04	03	-
Resource Persons	-	-	-

2.6 Innovative processes adopted by the institution in Teaching and Learning:

Co-operative Learning Method

2.7 Total No. of actual teaching days during this academic year

186

2.8 Examination/ Evaluation Reforms initiated by the Institution (for example: Open Book Examination, Bar Coding, Double Valuation, Photocopy, Online Multiple Choice Questions)

Open Book Exam

2.9 No. of faculty members involved in curriculum restructuring/revision/syllabus development as member of Board of Study/Faculty/Curriculum Development workshop

01

--

--

2.10 Average percentage of attendance of students

75%

2.11 Course/Programme wise
distribution of pass percentage :

Title of the Programme	Total no. of students appeared	Division				
		Distinction %	I %	II %	III %	Pass %
B.Ed. Sem I	48	66.67	23	-	-	89.58
B.Ed. Sem II	48	75	11	-	-	85.42
B.Ed. Sem III	36	86	3	3	-	91.67
B.Ed. Sem IV	35	91	9	-	-	100

2.12 How does IQAC Contribute/Monitor/Evaluate the Teaching & Learning processes:

- IQAC Contribute in:
- Monitoring through report submission

2.13 Initiatives undertaken towards faculty development

<i>Faculty / Staff Development Programmes</i>	<i>Number of faculty benefitted</i>
Refresher courses	01
UGC – Faculty Improvement Programme	-
HRD programmes	-
Orientation programmes	-
Faculty exchange programme	-
Staff training conducted by the university	-
Staff training conducted by other institutions	-
Summer / Winter schools, Workshops, etc.	-
Others	NIL

2.14 Details of Administrative and Technical staff

Category	Number of Permanent Employees	Number of Vacant Positions	Number of permanent positions filled during the Year	Number of positions filled temporarily
Administrative Staff	02	01	Nil	Nil
Technical Staff	-	-	Nil	Nil

Criterion – III

3. Research, Consultancy and Extension

3.1 Initiatives of the IQAC in Sensitizing/Promoting Research Climate in the institution

- Various research activities are conducted for the student- teacher.
- Guidance related to research work to various research scholars.

3.2 Details regarding major projects

	Completed	Ongoing	Sanctioned	Submitted
Number	-	01	-	-
Outlay in Rs. Lakhs	-	-	-	-

3.3 Details regarding minor projects

	Completed	Ongoing	Sanctioned	Submitted
Number	-	01	-	-
Outlay in Rs. Lakhs	-	1.60 Lakh	-	-

3.4 Details on research publications

	International	National	Others
Peer Review Journals	07	-	-
Non-Peer Review Journals	-	-	-
e-Journals	02	-	-
Conference proceedings	01	03	-

3.5 Details on Impact factor of publications:

Range Average h-index Nos. in SCOPUS

3.6 Research funds sanctioned and received from various funding agencies, industry and other organisations

Nature of the Project	Duration Year	Name of the funding Agency	Total grant sanctioned	Received
Major projects	-	-	-	-
Minor Projects	2017-2018	ICSSR	2 Lakh	1.60 Lakh
Interdisciplinary Projects	-	-	-	-
Industry sponsored	-	-	-	-
Projects sponsored by the University/ College	-	-	-	-
Students research projects <i>(other than compulsory by the University)</i>	-	-	-	-
Any other(Specify)	-	-	-	-
Total	-	-	-	-

3.7 No. of books published i) With ISBN No. Chapters in Edited Books

ii) Without ISBN No.

3.8 No. of University Departments receiving funds from

UGC-SAP CAS DST-FIST
 DPE DBT Scheme/funds

3.9 For colleges

Autonomy CPE DBT Star Scheme
 INSPIRE CE Any Other (specify)

3.10 Revenue generated through consultancy

3.11 No. of conferences

organized by the Institution

Level	International	National	State	University	College
Number	01	-	-	-	-
Sponsoring agencies	-	-	-	-	-

3.12 No. of faculty served as experts, chairpersons or resource persons

3.13 No. of collaborations

International National Any other

3.14 No. of linkages created during this year

3.15 Total budget for research for current year in lakhs :

From Funding agency From Management of University/College
 Total

3.16 No. of patents received this year

Type of Patent		Number
National	Applied	-
	Granted	-
International	Applied	-
	Granted	-
Commercialised	Applied	-
	Granted	-

3.17 No. of research awards/ recognitions received by faculty and research fellows
 Of the institute in the year

Total	International	National	State	University	Dist	College
--	--	-	-	-	-	-

3.18 No. of faculty from the Institution who are Ph. D. Guides and students registered under them

3.19 No. of Ph.D. awarded by faculty from the Institution

3.20 No. of Research scholars receiving the Fellowships (Newly enrolled + existing ones)

JRF SRF Project Fellows Any other

3.21 No. of students Participated in NSS events: University level State level
National level International level

3.22 No. of students participated in NCC events: University level State level
National level International level

3.23 No. of Awards won in NSS: University level State level
National level International level

3.24 No. of Awards won in NCC: University level State level
National level International level

3.25 No. of Extension activities organized

University forum College forum
NCC NSS Any other

3.26 Major Activities during the year in the sphere of extension activities and Institutional Social Responsibility

- Tree Plantation
- Health awareness programme

Criterion – IV

4. Infrastructure and Learning Resources

4.1 Details of increase in infrastructure facilities:

Facilities	Existing	Newly created	Source of Fund	Total
Campus area	4090.7 Sqm	-	-	4090.7 Sqm
Class rooms	06	-	-	06
Laboratories (Resource Centre)	06	-	-	06
Seminar Halls	01	-	-	01
No. of important equipments purchased (\geq 1-0 lakh) during the current year.	37	02	-	39
Value of the equipment purchased during the year (Rs. in Lakhs)	915888	02	-	927688
Others	-	-	-	-

4.2 Computerization of administration and library

- Computerization of Library with E-Granthalaya software is already done.

4.3 Library services:

	Existing		Newly added		Total	
	No.	Value	No.	Value	No.	Value
Text Books	15333	471738	121	17300	15454	489038
Reference Books	1012	402220	-	-	1012	402220
e-Books	3135000	-	-	-	-	-
Journals	15	20000	1	16		20000
e-Journals	6000	-	-	-	-	5900
Digital Database	1	5900	-	-	-	
CD & Video	100	1000	-	-	-	1000
Others (Magazines)	24	1000	-	-	-	1000
Others(Newspapers)	10	9333	-	1167	-	10500

4.4 Technology up gradation (overall)

	Total Computers	Computer Labs	Internet	Browsing Centres	Computer Centres	Office	Departments	Others
Existing	30	09	08	02	-	04	06	01
Added	-	-	-	-	-	-	-	-
Total	30	09	08	02	-	04	06	01

4.5 Computer, Internet access, training to teachers and students and any other programme for technology upgradation (Networking, e-Governance etc.)

4.6 Amount spent on maintenance in lakhs :

i) ICT	27567
ii) Campus Infrastructure and facilities	Nil
iii) Equipments	3647
iv) Others	2848
Total :	34062

Criterion – V

5. Student Support and Progression

5.1 Contribution of IQAC in enhancing awareness about Student Support Services

- IQAC organised an introductory seminar at the commencement of the session to aware student about various services available with the institution. IQAC; also review the support services activities at the end of every month.
- Felicitation of meritorious students in academic and sports activity.
- Facility of providing free of cost Play Fields and Swimming Pool, Health centre, Yoga Centre with minimum fee charged for the students of Institution.
- Facility of separate hostel for male and female student within the campus with minimum fee structure.

- Safe and environmental conducive campus
- Nirantar Paritoshik Yojana for motivate the students.

Services:-

- * Book Bank
- * Swimming Pool, Health Centre, Yoga Centre Services.
- * Accommodation service to the visiting parents.
- * Accommodation for resource person within the campus.
- * Grievance Committee, Placement Committee, Career Counselling Cell and Research Cell
- * Reprographic Services.

5.2 Efforts made by the institution for tracking the progression

- * Assignment, Weekly test, Midterm test and open book test.
- * Manual and oral feedback to students during practice teaching and internship.
- * Discussion with students.

5.3 (a) Total Number of students

UG	PG	Ph. D.	Others
86	-	-	-

(b) No. of students outside the state

-

(c) No. of international students

Nil

Men	No	%	Women	No	%
	14	16.27		72	83.73

Last Year (2016-17)						This Year (2017-18)					
General	SC	ST	OBC	Physically Challenged	Total	General	SC	ST	OBC	Physically Challenged	Total
16	17	03	48	Nil	84	09	18	06	53	Nil	86

Demand ratio - Nil

Dropout % - Nil

5.4 Details of student support mechanism for coaching for competitive examinations (If any)

Nil

No. of students beneficiaries

5.5 No. of students qualified in these examinations

NET SET/SLET GATE CAT
 IAS/IPS etc State PSC UPSC Others

5.6 Details of student counselling and career guidance

- Organised Seminar and visited organisation for student placement purpose

No. of students benefitted

5.7 Details of campus placement

<i>On campus</i>			<i>Off Campus</i>
Number of Organizations Visited	Number of Students Participated	Number of Students Placed	Number of Students Placed
02	22	02	Nil

5.8 Details of gender sensitization programmes

Nil

5.9 Students Activities

5.9.1 No. of students participated in Sports, Games and other events

State/ University level National level International level

No. of students participated in cultural events

State/ University level National level International level

5.9.2 No. of medals /awards won by students in Sports, Games and other events

Sports : State/ University level National level International level

Cultural: State/ University level National level International level

5.10 Scholarships and Financial Support

	Number of students	Amount
Financial support from institution	-	-
Financial support from government	40	598,447
Financial support from other sources	-	-
Number of students who received International/ National recognitions	-	-

5.11 Student organised / initiatives

Fairs : State/ University level National level International level

Exhibition: State/ University level National level International level

5.12 No. of social initiatives undertaken by the students

5.13 Major grievances of students (if any) redressed: Nil

Criterion – VI

6. Governance, Leadership and Management

6.1 State the Vision and Mission of the institution

Vision of the College:-

To provide Healthy Environment for all round development of pupils and impart qualitative & valuable service in the field of teacher education to provide well trained and responsible teachers to the society in the field of education.

Mission of our college:-

- 1) To impart qualitative and valuable service in the field of teacher education to the students.
- 2) To inculcate discipline in terms of regularity, sincerity and punctuality among students.
- 3) To provide atmosphere for the all round development of the students.
- 4) To develop civic sense among students.

- 5) To inculcate values among students.
- 6) To develop aesthetic sense among students.
- 7) To provide responsible teachers to the society.
- 8) To attain community and social development through infrastructural facilities of institution.
- 9) To provide facilities in research work to the research scholars in the field of education.
- 10) To develop school–institution-community networking.
- 11) To turn out physically sound and mentally alert teachers.
- 12) To create sportive atmosphere among the college and society.
- 13) To provide healthy atmosphere for the society.
- 14) To encourage youths in development of all round personality through education.
- 15) To realize the dream of late Dr. Panjabrao Alias Bhausaheb Deshmukh of creating socially useful, mentally alert and physically sound youths for the society.

6.2 Does the Institution has a management Information System

Yes,

Campus ERP for Finance

Online Admissions of students through MKCL

MS-Office for students record.

E-Granthalaya for library.

6.3 Quality improvement strategies adopted by the institution for each of the following:

6.3.1 Curriculum Development

1. The Staff members are encouraged to enhance their professional competencies.
2. The general staff meeting is organised to identify the opportunities and visualize the challenges.

6.3.2 Teaching and Learning

Field visit and seminar were organised.

6.3.3 Examination and Evaluation

Regular home assignment, unit test, tutorials are given to student as a part of continuous assessment process. The student also appear for term end examination for theory.

6.3.4 Research and Development

One staff member is doing minor research project sponsored by ICSSR.

6.3.5 Library, ICT and physical infrastructure / instrumentation

* Providing open access to internet and computer

6.3.6 Human Resource Management

Nil

6.3.7 Faculty and Staff recruitment

Faculty and Staff are recruited as per the university and NCTE Norms by Parent Society.

6.3.8 Industry Interaction / Collaboration

Nil

6.3.9 Admission of Students

Students are admitted by central admission committee.
Financial help, flexibility in the payment of fees in easy instalments is allowed for the needy students

6.4 Welfare schemes

Teaching	Free medical checkups from PDMC
Non teaching	Free medical checkups from PDMC
Students	Free medical checkups from PDMC

6.5 Total corpus fund generated

Nil

6.6 Whether annual financial audit has been done Yes No

6.7 Whether Academic and Administrative Audit (AAA) have been done?

Audit Type	External		Internal	
	Yes/No	Agency	Yes/No	Authority
Academic	No	-	Yes	Principal
Administrative	Yes	Parent Society (SAAC,LMC)	No	-

6.8 Does the University/ Autonomous College declare results within 30 days?

For UG Programmes Yes No Not Applicable

For PG Programmes Yes No Not Applicable

6.9 What efforts are made by the University/ Autonomous College for Examination Reforms?

Not Applicable

6.10 What efforts are made by the University to promote autonomy in the affiliated/constituent colleges?

Not Applicable

6.11 Activities and support from the Alumni Association

Guest Lecture

6.12 Activities and support from the Parent – Teacher Association

Nil

6.13 Development programmes for support staff

Nil

6.14 Initiatives taken by the institution to make the campus eco-friendly

- Tree Plantation programme is organised in college campus every year
- Rain water Harvesting

Criterion – VII

7. Innovations and Best Practices

7.1 Innovations introduced during this academic year which have created a positive impact on the functioning of the institution. Give details.

- Initiation of daily prayer with musical instrument.
- Meditation on every Saturday.

7.2 Provide the Action Taken Report (ATR) based on the plan of action decided upon at the beginning of the year

- All academic activities conducted as per schedule.
- Faculty published research papers as author or co-author
- Various programme organised in collaboration with stakeholders.

7.3 Give two Best Practices of the institution

- ICT Based seminar and simulated lesson

**Provide the details in annexure (annexure need to be numbered as i, ii,iii)*

7.4 Contribution to environmental awareness / protection

- Tree plantation activity

7.5 Whether environmental audit was conducted? Yes - No

7.6 Any other relevant information the institution wishes to add. (For example SWOT Analysis)

- School going girl child adaptation scheme.
- Nirantar Paritoshik Yojana.

8. Plans of institution for next year

- Organisation of seminar/conference.

Name Dr. Amit E. Gawande

Name Dr. Vanita N. Kale


Signature of the Coordinator, IQAC

Signature of the Chairperson, IQAC

8. Plans of institution for next year

- Organisation of seminar/conference.

Name Dr. Amit E. Gawande


Signature of the Coordinator, IQAC

Name Dr. Vanta N. Kale


Signature of the Chairperson, IQAC

Annexure –I

SHRI SHIVAJI COLLEGE OF EDUCATION, AMRAVATI						
B.ED. SESSION -2017-18 ACADEMIC CALENDER						
Sr No.	MONTH	FIRST SEMESTER		THIRD SEMESTER		
		25/9/2017 TO 14/1/2018		7/8/2017 TO 14/11/2017		
				SEM -I	SEM III	
1.	JULY					
	AUG & SEPT	7/9/2017 TO 23/9/2017 Admission Procedure	7/8/2017 to 20/9/ 2017 Orientation about B.Ed. Syllabus Academic teaching, action research guidance	11	36	
		12/8/2017	Celebration of birth anniversary of Dr .Ranganathan Sir			
		15/8/2017	Celebration of Independence day			
		5/9/2017	Celebration of teachers day			
2	September & octomber	25/9/2017 to 14/10 2017 Introduction & orientation about B.Ed. syllabus Academic teaching	21/9/2017 to 14/10/2017 School internship	18	20	
		2/10/2017	Celebration Of Birth Anniversary Of Mahatma Gandhi And Lal Bahadur Shastri			
		13/10/2017	Celebration of birth anniversary APJ Abdul Kalam			
		Oct & nov	16/10/2017 to 4/11/2017	Diwali vacation	21 days	21 days
		NOV TO DECEMBER	6/11/2017 TO 30/12/2017 Academic Teaching And Micro-teaching Group Work	8/11/2017 TO 18/11/2017 SCHOOL INTERNSHIP	46	10
				Fourth Sem –27/11/2017 TO 22/4/2018		
				Epc Performinfg Art And Drama EPC 27/11/2017 TO 27/12/2017		25
			27/11/2017	Celebration of constitutional day		
			28/11/2017	Celebration of death anniversary of Mahatma J YOTIBA PHULE		
			21/12/2017	Swachata bhara abhiyan		
			22/12/2017 to 27/12/2017	Celebration of 120 th birth anniversary of Dr. Panjabrao Deshmukh		
			26/12/2017	Sutrasanchalan skill		
			28/12/2017	Research work		
			29/12/2017	Sports day		
			30/12/2017	Experiment of science		
	JANUARY & FEB	1/1/2018 TO 13/1/2018 Reading and reflecting on text	1/1/2018 TO 15/2/2018 SCHOOL INTERNSHIP	12	39	

3 JAN	Celebration of brth annivesary of savitribai phule			
10/1/2018	Health awareness programme			
12/1/2018	Youth Day And Jigau Jayanti			
23/1/2018	NETAJI JAYANTI			
26/1/2018	REPUBLIC DAY CELEBRATION			
		FINAL LESSON 17 TO 19/1/2018		
19/2/2018	SHIV JAYANTI			
	15/1/2018 TO 28/4/2018 SECOND SEMESTER	16/2/2018 TO 10/3/2018 Academic Teaching & Understnding Self		19
15/1/2018 TO 15/2/2018	ACADEMIC TEACHING	10/3/2018 TO 21/4/2018	27	33
16/2 TO 26/2	WORKSHOP ON DRAMA AND ART IN EDUCATION	ACADEMIC TEACHING & UNDERSTNDING SELF	8	
27/2 TO 14/3/2018	SCHOOL ENGAGEMENT		13	
10/3/2018	DEATH ANNIVERSARY OF DR. PANIABRAO DESHMUKH			
14/3/2018	BIRTH ANNIVESARY OF BABASAHEB AMBEDKAR			
24/3/ TO 6/4/2018	WORKSHOP ON TEACHING AIDS AND SUPW		10	
7/4/TO 28/4/2018	ACADEMIC TEACHING AND SCHOOL ENGAGEMENT		18	
		29/4/2018 TO 10/6/2018	SUMMER VACATION	

ANNEXURE-II

Shri Shivaji College of Education, Amravati

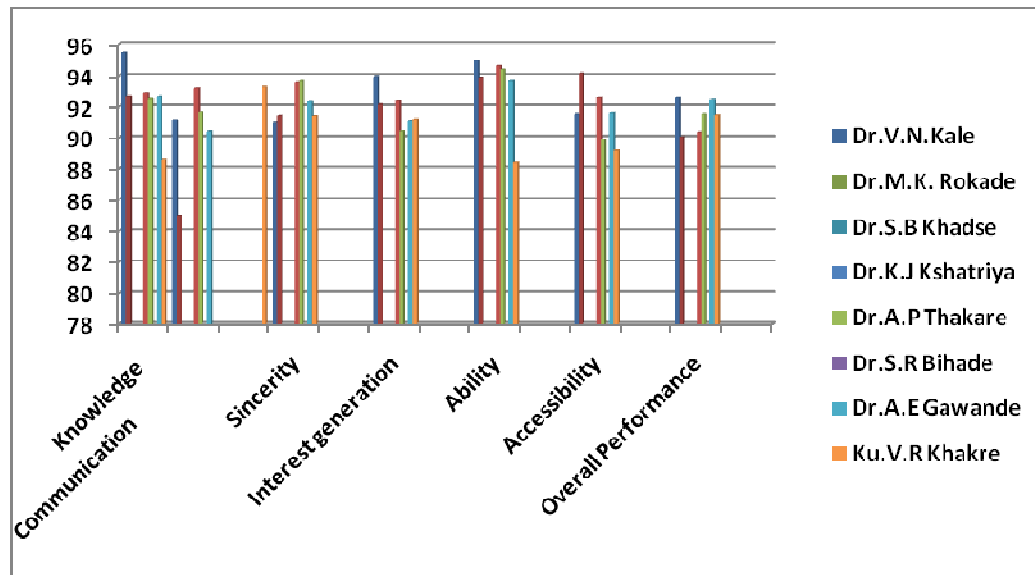
B.Ed session 2017-18 Feedback from Students on Teachers

Total 38 students of academic year 2017-18 were analyzed for the students feedback

Feedback from Students on Teachers

S.No	Dr.V.N.Kale	Dr.M.K.Rokade	Dr.S.B Khadse	Dr.K.J Kshatriya	Dr.A.P Thakare	Dr.S.R Bihade	Dr.A.E Gawande	Ku.V.R Khakre
Knowledge	95.49	92.69	89.43	92.14	92.89	92.55	92.68	88.63
Communication	91.16	85.00	93.48	91.54	93.19	91.65	90.42	93.27
Sincerity	90.95	91.44	84.36	92.66	93.55	93.64	92.33	91.42
Interest generation	93.96	92.15	89.45	94.49	92.37	90.43	91.04	91.21
Ability	94.96	93.90	91.76	92.32	94.63	94.41	93.64	88.39
Accessibility	91.55	94.17	89.37	93.58	92.61	89.88	91.61	89.19
Overall Performance	92.62	90.06	84.26	91.22	90.36	91.55	92.49	91.48

Session 2017-2018 final score % wise



With respect to feedback from students on teachers the above graph shows that:

1) Dr.V.N.Kale

95.49% students responded that she has knowledge about teaching, learning and overall B.Ed curriculum, **91.16%** responded that her communication is very good, **90.95%** responded that she is sincere about her work, **93.96%** responded that she generates interest among teaching and curriculum, **94.96%** responded that she has tremendous ability about teaching and overall personality, **91.55%** she easily accessible to students, **92.62%** responded that her overall performance is excellent.

2) Dr.M.K.Rokade

92.69% students responded that she has knowledge about teaching, learning and overall B.Ed curriculum, **85.00%** responded that her communication is very good, **91.44%** responded that she is sincere about her work, **92.15%** responded that she generates interest among teaching and curriculum, **93.90%** responded that she has good ability about teaching and overall personality, **94.17%** she easily accessible to students, **90.06%** responded that her overall performance is good.

3) Dr.S.B.Khadse

89.43% students responded that he has knowledge about teaching, learning and overall B.Ed curriculum, **93.48%** responded that his communication is very good, **84.36%** responded that he is sincere about his work, **89.45%** responded that he generates interest among teaching and curriculum, **91.76%** responded that he has good ability about teaching and overall personality, **89.37%** he is accessible to students, **84.26%** responded that his overall performance is good.

4) Dr.K.J.Kshatriya

92.14% students responded that he has knowledge about teaching, learning and overall B.Ed curriculum, **91.54%** responded that his communication is very good, **92.66%** responded that he is sincere about his work, **94.49%** responded that he generates interest among teaching and curriculum, **92.32%** responded that he has good ability about teaching and overall personality, **93.58%** he is accessible to students, **91.22%** responded that his overall performance is good.

5) Dr.A.P.Thakare

92.89% students responded that she has knowledge about teaching, learning games and sports and B.Ed curriculum, **93.19%** responded that her communication is very good, **93.55%** responded that she is sincere about her work, **92.37%** responded that she generates interest among teaching and curriculum, **94.63%** responded that she has tremendous ability about teaching, games and sports and overall personality, **92.61%** she easily accessible to students, **90.36%** responded that her overall performance is excellent.

6) Dr.S.R.Bihade

92.55% students responded that she has knowledge about teaching, learning and overall B.Ed curriculum, **91.65%** responded that her communication is very good, **93.64%** responded that she is sincere about her work, **90.43%** responded that she generates interest among teaching and curriculum, **94.41%** responded that she has tremendous ability about teaching and overall personality, **89.88%** she easily accessible to students, **91.55%** responded that her overall performance is excellent.

7) Dr.A.E.Gawande

92.68 % students responded that he has knowledge about teaching, learning and overall B.Ed curriculum, **90.42%** responded that his communication is very good, **92.33%** responded that he is sincere about his work, **91.04 %** responded that he generates interest among teaching and curriculum, **93.64 %** responded that he has good ability about teaching and overall personality, **89.88%** he is accessible to students, **92.49 %** responded that his overall performance is good.

8) Ku.V.R.Khakre

88.63 % students responded that she has knowledge about teaching, learning and overall B.Ed curriculum, **93.27 %** responded that her communication is very good, **91.42 %** responded that she is sincere about her work, **91.21 %** responded that she generates interest among teaching and curriculum, **88.39 %** responded that she has tremendous ability about teaching and overall personality, **88.19%** she easily accessible to students, **91.48%** responded that her overall performance is excellent.

Shri Shivaji College of Education, Amravati

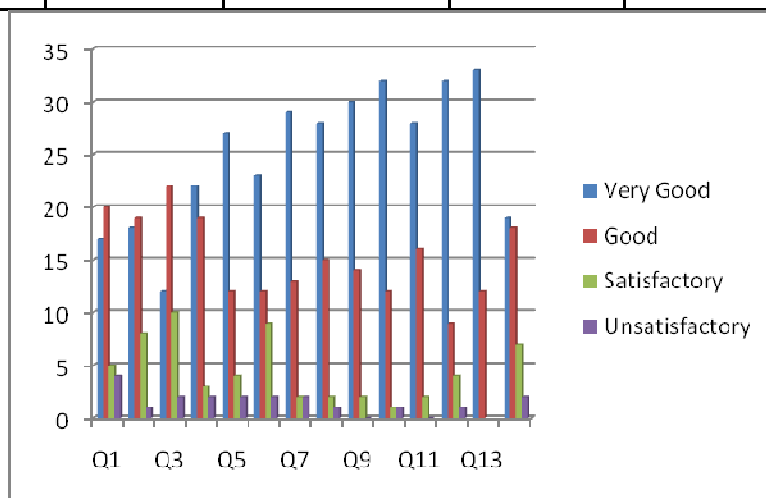
ANALYSIS OF FEEDBACK FROM STUDENTS

ON OVERALL EVALUATION OF PROGRAMME AND TEACHING

(B.Ed. ACADEMIC YEAR 2017-18)

Total 38 students of academic year 2017-18 were analyzed for the feedback from students

S.No	Very Good	Good	Satisfactory	Unsatisfactory
Q1	12 (31.57%)	11 (28.95%)	09(23.69%)	06 (15.79%)
Q2	14(36.84%)	12(31.57%)	09(23.68%)	03(7.89%)
Q3	13(34.21%)	11(28.94%)	08(21.05%)	06(15.78%)
Q4	15(39.47%)	09(23.68%)	09(23.68%)	05(13.15%)
Q5	12 (31.57%)	11 (28.95%)	09(23.69%)	06(15.79%)
Q6	13(34.21%)	11(28.94%)	08(21.05%)	06(15.78%)
Q7	15(39.47%)	09(23.68%)	09(23.68%)	05(13.15%)
Q8	13(34.21%)	11(28.94%)	08(21.05%)	06(15.78%)
Q9	14(36.84%)	12(31.57%)	09(23.68%)	03(7.89%)
Q10	12 (31.57%)	11 (28.95%)	09(23.69%)	06(15.79%)
Q11	13(34.21%)	11(28.94%)	08(21.05%)	06(15.78%)
Q12	15(39.47%)	09(23.68%)	09(23.68%)	05(13.15%)
Q13	12 (31.57%)	11 (28.95%)	09(23.69%)	06(15.79%)
Q14	14(36.84%)	12(31.57%)	09(23.68%)	03(7.89%)

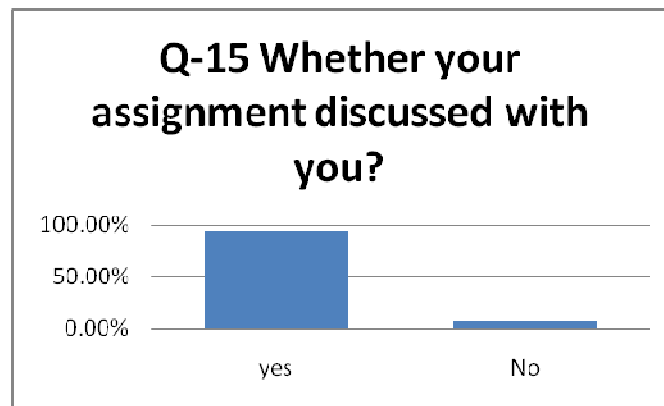


With respect to feedback from students on overall Evaluation of Programme and teaching

the above table and graph shows that ;

- 1) **31.57 students** responded that, the syllabus of the course content including project work is very good, **28.95%** students responded that good, where as **23.69%** students responded that Satisfactory.
- 2) **36.84% Students** responded that, Background for benefiting from the course is very good, **31.57%** students responded that good, where as **23.69%** students responded that Satisfactory .
- 3) **34.21 %students** responded that always practice teaching and projects were covered, **28.94%** students responded that frequently good, where as **21.05%** students responded that occasionally
- 4) **39.47% students** responded that always whole syllabus covered during session **2014-15**, **23.68%** students responded that frequently, where as **23.68%** students responded that occasionally and **13.15%** student responded that it is rarely.
- 5) **31.57%students** responded that college library and facilities for the B.Ed course is very good, **28.95%** students responded that good, where as **23.69%** students responded that Satisfactory and unsatisfactory **15.79%**
- 6) **34.21%students** responded that they always get material from the prescribed readings very good, **28.94%** students responded that good, where as **21.05%** students responded that Satisfactory and unsatisfactory **15.78%**
- 7) **39.47%students** responded that teacher is always well prepared for the class, **23.68%** students responded that frequently, where as **23.68%** students responded that occasionally and unsatisfactory **13.15%**
- 8) **34.21%students** responded that the teacher's ability to communicate the students is very good, **28.94%students** responded that good, where as **21.05%student** responded that Satisfactory and unsatisfactory **15.78%**
- 9) **36.84%students** responded that the teacher always encourages student's participation in class; **31.57%students** responded that frequently, where as **23.68%students** responded that occasionally teacher encourages and unsatisfactory **07.89%**
- 10) **31.57% students** responded that the teacher is very helpful and teacher always play role of adviser, **28.95%students** responded that frequently, where as **23.69% student** responded that sometimes and **15.79%student** responded that rarely.
- 11) **34.21% students** responded that all teacher's approach is , **28.94% students** responded that good, where as **21.05% students** responded that Satisfactory and **15.78% students** responded that it is unsatisfactory.

- 12) **39.47% students** responded that college internal assessment system is very good, **23.68% students** responded that good, where as **23.68% students** responded that Satisfactory and unsatisfactory **13.15%**
- 13) **31.57% students** responded that the internal assessment is very helpful to increase the result and overall personality, **28.95% students** responded that good, where as **23.69% student** responded that Satisfactory and **15.79% student** responded that it is unsatisfactory
- 14) **36.84% students** responded that teachers always provide feedback on our overall performance, **31.57% students** responded that frequently provided where as **23.68% student** responded that occasionally and **7.89%** responded that never provided.
- 15) **91%** students responded that **yes** teachers always discussed with students for the assignments and **9%** students responded that **No**



- 16) **Student comments and suggestions on the course -- 65%** Students responded **no comments** and **35%** students exchange thoughts regarding college ,college staff and research work is very good 2) teaching staff and non teaching staff is very cooperative, hard worker 3) some students opined that try to avoid unnecessary programme. 4) Overall Shri Shivaji college of Education, Amravati college staff, facilities is very excellent.